ALL DIMENSIONS ARE IN MILLIMETRES UNLESS OTHERWISE STATED
DO NOT SCALE FROM THIS DRAWING

A0

	CALLPOINT
	IONISATION SMOKE DETECTOR
	SMOKE DETECTOR
	FLAME DETECTOR DETECTOR
	CARBON DIOXIDE DETECTOR
	GAS DETECTOR
	HEAT DETECTOR
	COMBINED SMOKE DETECTOR/SOUNDER
	COMBINED HEAT DETECTOR/SOUNDER
	COMBINED SMOKE DETECTOR/SOUNDER/BEACON
	COMBINED HEAT DETECTOR/SOUNDER/BEACON
	COMBINED SMOKE DETECTOR/BEACON
	COMBINED HEAT DETECTOR/BEACON
	ALARM BELL
	ELECTRONIC SOUNDER
	ELECTRONIC SOUNDER WP = WEATHER PROOF
	COMBINED SMOKE DETECTOR/SOUNDER WITH LINE ISOLATOR
	FLASHING BEACON CEILING MOUNTED
	FLASHING BEACON WALL MOUNTED
	COMBINED BEACON/SOUNDER CEILING MOUNTED
	COMBINED BEACON/SOUNDER WALL MOUNTED
	L.E.D REMOTE INDICATOR
K	KEY SWITCH (INTERFACE)
LI	LINE ISOLATOR
JB	CABLING JUNCTION BOX
TEE	TEE BREAKER
RIM	RELAY INTERFACE MODULE
CIM	CONTACT INPUT MODULE
DIM	DETECTOR INPUT MODULE
SNM	SOUNDER NOTIFICATION MODULE
EOL	SOUNDER CIRCUIT END OF LINE RESISTOR
BEAM BEAM	BEAM SMOKE DETECTOR AND ANALYSER
	BEAM REFLECTOR
TX	BEAM SMOKE DETECTOR TRANSMITTER
RX	BEAM SMOKE DETECTOR RECEIVER & ANALYSER
PSU	24v POWER SUPPLY UNIT
	MAIN FIRE CONTROL PANEL
	FIRE CONTROL REPEATER PANEL
	FIRE CONTROL MIMIC INDICATOR PANEL
	ELECTRICAL DISTRIBUTION BOARD
HSSD	HIGH SENSITIVITY SMOKE DETECTION CONTROL UNIT (VESDA)

NOTES:

INACCESSIBLE ROOF VOID

VAD DEVICE SETTINGS:

1. Unless specifically noted ALL Internal Visual Beacon Devices to operate at *Low Power Setting.
2. Unless specifically noted ALL External Visual Beacon Devices to operate at High Power Setting.

* Internal Visual Alarm Devices (VAD's) i.e. Devices not located in Corridors but larger Rooms/Plant Rooms, may be required to operate at High Power Setting dependant on ambient Lighting Levels.

VISUAL ALARM DEVICES (VAD'S)

THE PROVISION OF VAD'S AS SHOWN WITHIN THIS DESIGN HAS BEEN BASED ON THE USE OF DEVICES WITH A MINIMUM DIRECT 'LINE-OF-SIGHT' (UN-CORRECT) ILLUMINATION OUTPUT FOR BOTH CATEGORY 'C' & CATEGORY 'W' CERTIFIED EQUIPMENT AS FOLLOWS (RED LIGHT)
(THE USE OF DEVICES NOT MEETING THIS MINIMUM LEVEL OF OUTPUT WILL INVALIDATE THIS DESIGN)

	CATEGORY 'C' (CEILING)	CATEGORY 'W' (WALL)
HIGH INTENSITY OUTPUT	C-4.5-14.0	W-6.7-14.0
LOW INTENSITY OUTPUT	C-3.0-10.0	W-5.0-9.5

LIFE SAFETY SYSTEMS
DESIGN & DRAFTING SERVICES

4 HERMITAGE CLOSE
THREE LEGGED CROSS
WIMBORNE
DORSET
BH21 6QA
Tel: 07825 742300
Email: autocad_drawings@btinternet.com

Revision	Description	Date	Checked
T1	TENDER ISSUE	FEB 18	ISW

AMENDMENT RECORD

Project:
Victoria Hospital
Victoria Road
Wimborne
Dorset
BH21 1ER

Title:
Fire Alarm Upgrade / Replacement
GROUND FLOOR

Drawn By: ISW	Date: FEB 18
Checked By:	Date:
Scale @ A0: 1:100	Date: FEB 18

© This drawing and/or design is the property of 'LIFE SAFETY SYSTEMS' and shall not be reproduced or copied in the whole or part in any way or conveyed to a third party without the owners written permission.

Drawing Number:
SAMPLE/2018/02/FA100

Revision: T!

ALL DIMENSIONS ARE IN MILLIMETRES UNLESS OTHERWISE STATED
DO NOT SCALE FROM THIS DRAWING

A0

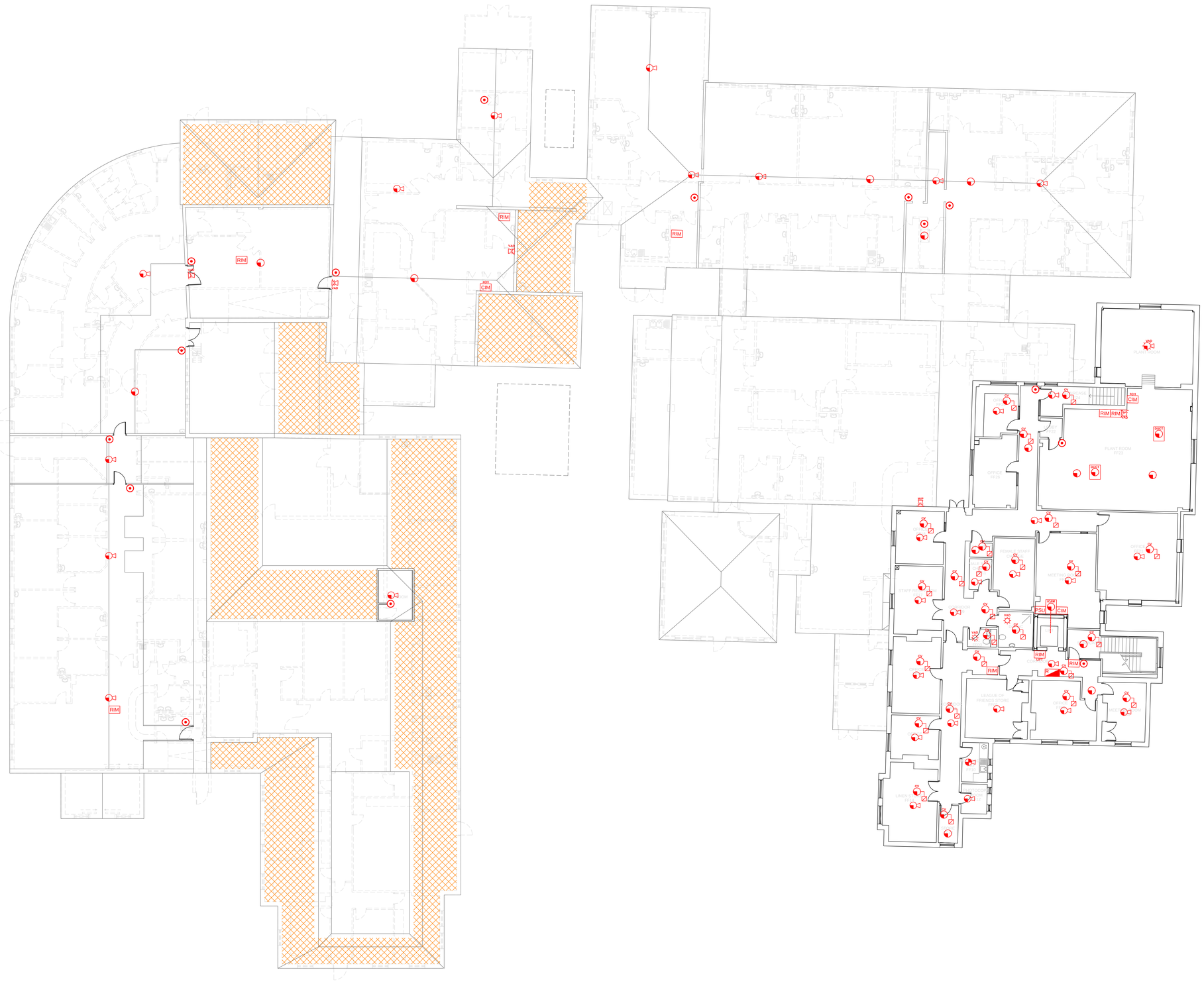

- CALLPOINT
- IONISATION SMOKE DETECTOR
- SMOKE DETECTOR
- FLAME DETECTOR DETECTOR
- CARBON DIOXIDE DETECTOR
- GAS DETECTOR
- HEAT DETECTOR
- COMBINED SMOKE DETECTOR/SOUNDER
- COMBINED HEAT DETECTOR/SOUNDER
- COMBINED SMOKE DETECTOR/SOUNDER/BEACON
- COMBINED HEAT DETECTOR/SOUNDER/BEACON
- COMBINED SMOKE DETECTOR/BEACON
- COMBINED HEAT DETECTOR/BEACON
- ALARM BELL
- ELECTRONIC SOUNDER
- ELECTRONIC SOUNDER WP = WEATHER PROOF
- COMBINED SMOKE DETECTOR/SOUNDER WITH LINE ISOLATOR
- FLASHING BEACON CEILING MOUNTED
- FLASHING BEACON WALL MOUNTED
- COMBINED BEACON/SOUNDER CEILING MOUNTED
- COMBINED BEACON/SOUNDER WALL MOUNTED
- L.E.D REMOTE INDICATOR
- K — KEY SWITCH (INTERFACE)
- LI — LINE ISOLATOR
- JB — CABLING JUNCTION BOX
- TEE — TEE BREAKER
- RIM — RELAY INTERFACE MODULE
- CIM — CONTACT INPUT MODULE
- DIM — DETECTOR INPUT MODULE
- SNM — SOUNDER NOTIFICATION MODULE
- EOL — SOUNDER CIRCUIT END OF LINE RESISTOR
- BEAM — BEAM SMOKE DETECTOR AND ANALYSER
- BEAM REFLECTOR
- TX — BEAM SMOKE DETECTOR TRANSMITTER
- RX — BEAM SMOKE DETECTOR RECEIVER & ANALYSER
- PSU — 24v POWER SUPPLY UNIT
- MAIN FIRE CONTROL PANEL
- FIRE CONTROL REPEATER PANEL
- FIRE CONTROL MIMIC INDICATOR PANEL
- ELECTRICAL DISTRIBUTION BOARD
- HSSD — HIGH SENSITIVITY SMOKE DETECTION CONTROL UNIT (VESDA)

NOTES:

INACCESSIBLE ROOF VOID

VAD DEVICE SETTINGS:

1. Unless specifically noted ALL Internal Visual Beacon Devices to operate at *Low Power Setting.
2. Unless specifically noted ALL External Visual Beacon Devices to operate at High Power Setting.

* Internal Visual Alarm Devices (VAD's) i.e. Devices not located in Corridors but larger Rooms/Plant Rooms, may be required to operate at High Power Setting dependant on ambient Lighting Levels.

VISUAL ALARM DEVICES (VAD'S)

THE PROVISION OF VAD'S AS SHOWN WITHIN THIS DESIGN HAS BEEN BASED ON THE USE OF DEVICES WITH A MINIMUM DIRECT 'LINE-OF-SIGHT' (UN-CORRECT) ILLUMINATION OUTPUT FOR BOTH CATEGORY 'C' & CATEGORY 'W' CERTIFIED EQUIPMENT AS FOLLOWS (RED LIGHT)

(THE USE OF DEVICES NOT MEETING THIS MINIMUM LEVEL OF OUTPUT WILL INVALIDATE THIS DESIGN)

	CATEGORY 'C' (CEILING)	CATEGORY 'W' (WALL)
HIGH INTENSITY OUTPUT	C-4.5-14.0	W-6.7-14.0
LOW INTENSITY OUTPUT	C-3.0-10.0	W-5.0-9.5

LIFE SAFETY SYSTEMS
DESIGN & DRAFTING SERVICES

4 HERMITAGE CLOSE
THREE LEGGED CROSS
WIMBORNE
DORSET
BH21 6QA
Tel: 07835 742300
Email: autocad_drawings@btinternet.com

Revision	Description	Date	Checked
T1	TENDER ISSUE	FEB 18	ISW

AMENDMENT RECORD

Project:
Victoria Hospital
Victoria Road
Wimborne
Dorset
BH21 1ER

Title:
Fire Alarm Upgrade / Replacement

FIRST FLOOR

Drawn By: ISW	Date: FEB 18
Checked By:	Date:
Scale @ A0: 1:100	Date: FEB 18

© This drawing and/or design is the property of 'LIFE SAFETY SYSTEMS' and shall not be reproduced or copied in the whole or part in any way or conveyed to a third party without the owners written permission.

Drawing Number: SAMPLE/2018/02/FA110

Revision: T!

ALL DIMENSIONS ARE IN MILLIMETRES UNLESS OTHERWISE STATED
DO NOT SCALE FROM THIS DRAWING

A0

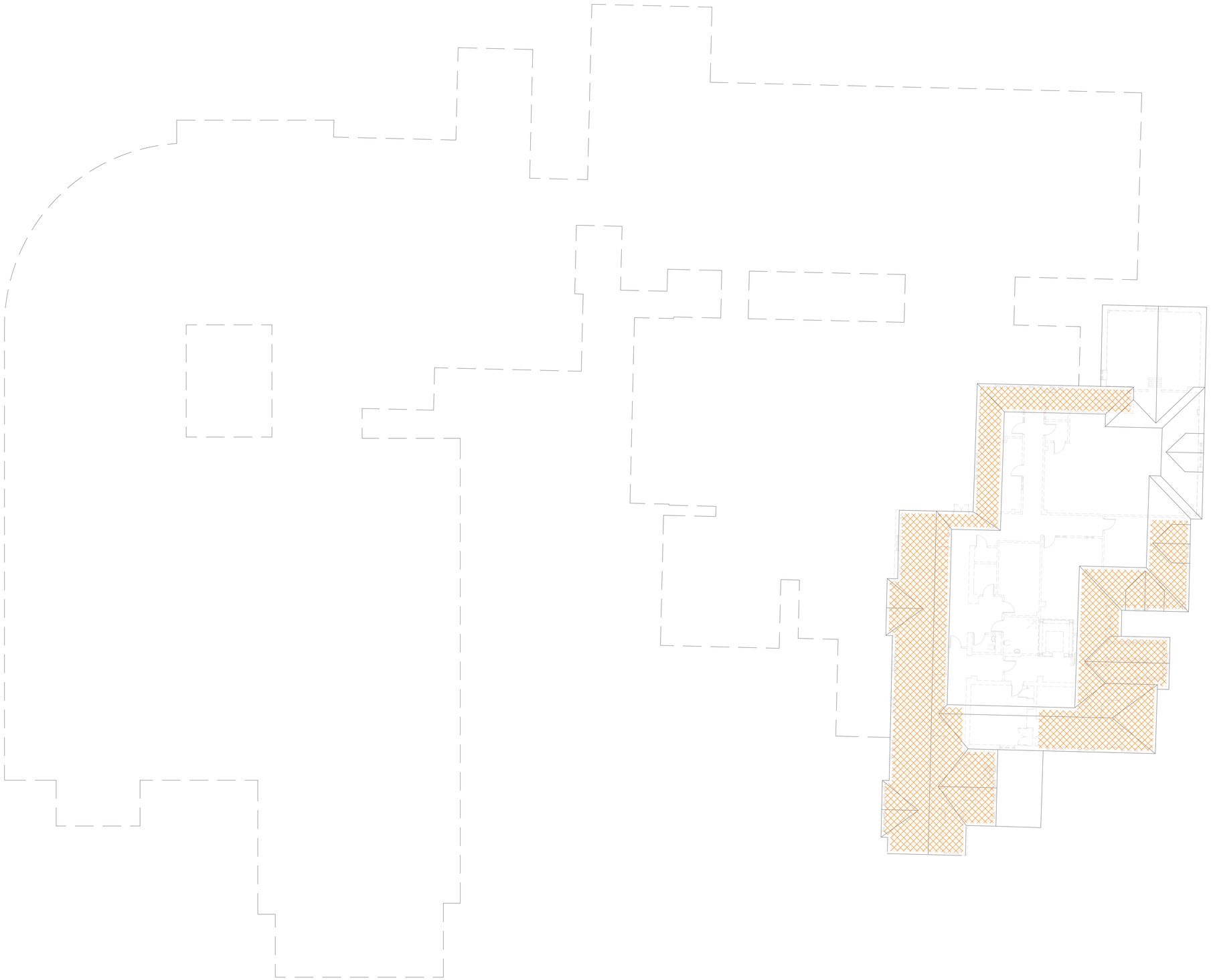

- CALLPOINT
- IONISATION SMOKE DETECTOR
- SMOKE DETECTOR
- FLAME DETECTOR DETECTOR
- CARBON DIOXIDE DETECTOR
- GAS DETECTOR
- HEAT DETECTOR
- COMBINED SMOKE DETECTOR/SOUNDER
- COMBINED HEAT DETECTOR/SOUNDER
- COMBINED SMOKE DETECTOR/SOUNDER/BEACON
- COMBINED HEAT DETECTOR/SOUNDER/BEACON
- COMBINED SMOKE DETECTOR/BEACON
- COMBINED HEAT DETECTOR/BEACON
- ALARM BELL
- ELECTRONIC SOUNDER
- ELECTRONIC SOUNDER WP = WEATHER PROOF
- COMBINED SMOKE DETECTOR/SOUNDER WITH LINE ISOLATOR
- FLASHING BEACON CEILING MOUNTED
- FLASHING BEACON WALL MOUNTED
- COMBINED BEACON/SOUNDER CEILING MOUNTED
- COMBINED BEACON/SOUNDER WALL MOUNTED
- L.E.D REMOTE INDICATOR
- K — KEY SWITCH (INTERFACE)
- LI — LINE ISOLATOR
- JB — CABLING JUNCTION BOX
- TEE — TEE BREAKER
- RIM — RELAY INTERFACE MODULE
- CIM — CONTACT INPUT MODULE
- DIM — DETECTOR INPUT MODULE
- SNM — SOUNDER NOTIFICATION MODULE
- EOL — SOUNDER CIRCUIT END OF LINE RESISTOR
- BEAM SMOKE DETECTOR AND ANALYSER
- BEAM REFLECTOR
- TX — BEAM SMOKE DETECTOR TRANSMITTER
- RX — BEAM SMOKE DETECTOR RECEIVER & ANALYSER
- PSU — 24v POWER SUPPLY UNIT
- MAIN FIRE CONTROL PANEL
- FIRE CONTROL REPEATER PANEL
- FIRE CONTROL MIMIC INDICATOR PANEL
- ELECTRICAL DISTRIBUTION BOARD
- HSSD — HIGH SENSITIVITY SMOKE DETECTION CONTROL UNIT (VESDA)

NOTES:

INACCESSIBLE ROOF VOID

VAD DEVICE SETTINGS:

1. Unless specifically noted ALL Internal Visual Beacon Devices to operate at *Low Power Setting.
2. Unless specifically noted ALL External Visual Beacon Devices to operate at High Power Setting.

* Internal Visual Alarm Devices (VAD's) i.e. Devices not located in Corridors but larger Rooms/Plant Rooms, may be required to operate at High Power Setting dependant on ambient Lighting Levels.

VISUAL ALARM DEVICES (VAD'S)

THE PROVISION OF VAD'S AS SHOWN WITHIN THIS DESIGN HAS BEEN BASED ON THE USE OF DEVICES WITH A MINIMUM DIRECT 'LINE-OF-SIGHT' (UN-CORRECT) ILLUMINATION OUTPUT FOR BOTH CATEGORY 'C' & CATEGORY 'W' CERTIFIED EQUIPMENT AS FOLLOWS (RED LIGHT)

(THE USE OF DEVICES NOT MEETING THIS MINIMUM LEVEL OF OUTPUT WILL INVALIDATE THIS DESIGN)

	CATEGORY 'C' (CEILING)	CATEGORY 'W' (WALL)
HIGH INTENSITY OUTPUT	C-4.5-14.0	W-6.7-14.0
LOW INTENSITY OUTPUT	C-3.0-10.0	W-5.0-9.5

LIFE SAFETY SYSTEMS
DESIGN & DRAFTING SERVICES

4 HERMITAGE CLOSE
THREE LEGGED CROSS
WIMBORNE
DORSET
BH21 6QA
Tel: 07835 742300
Email: autocad_drawings@btinternet.com

Revision	Description	Date	Checked
T1	TENDER ISSUE	FEB 18	ISW

AMENDMENT RECORD

Project:
Victoria Hospital
Victoria Road
Wimborne
Dorset
BH21 1ER

Title:
Fire Alarm Upgrade / Replacement

ROOF VOID

Drawn By: ISW	Date: FEB 18
Checked By:	Date:
Scale @ A0: 1:100	Date: FEB 18

© This drawing and/or design is the property of 'LIFE SAFETY SYSTEMS' and shall not be reproduced or copied in the whole or part in any way or conveyed to a third party without the owners written permission.

Drawing Number: SAMPLE/2018/02/FA120

Revision: T!

ALL DIMENSIONS ARE IN MILLIMETRES UNLESS OTHERWISE STATED
DO NOT SCALE FROM THIS DRAWING

A1

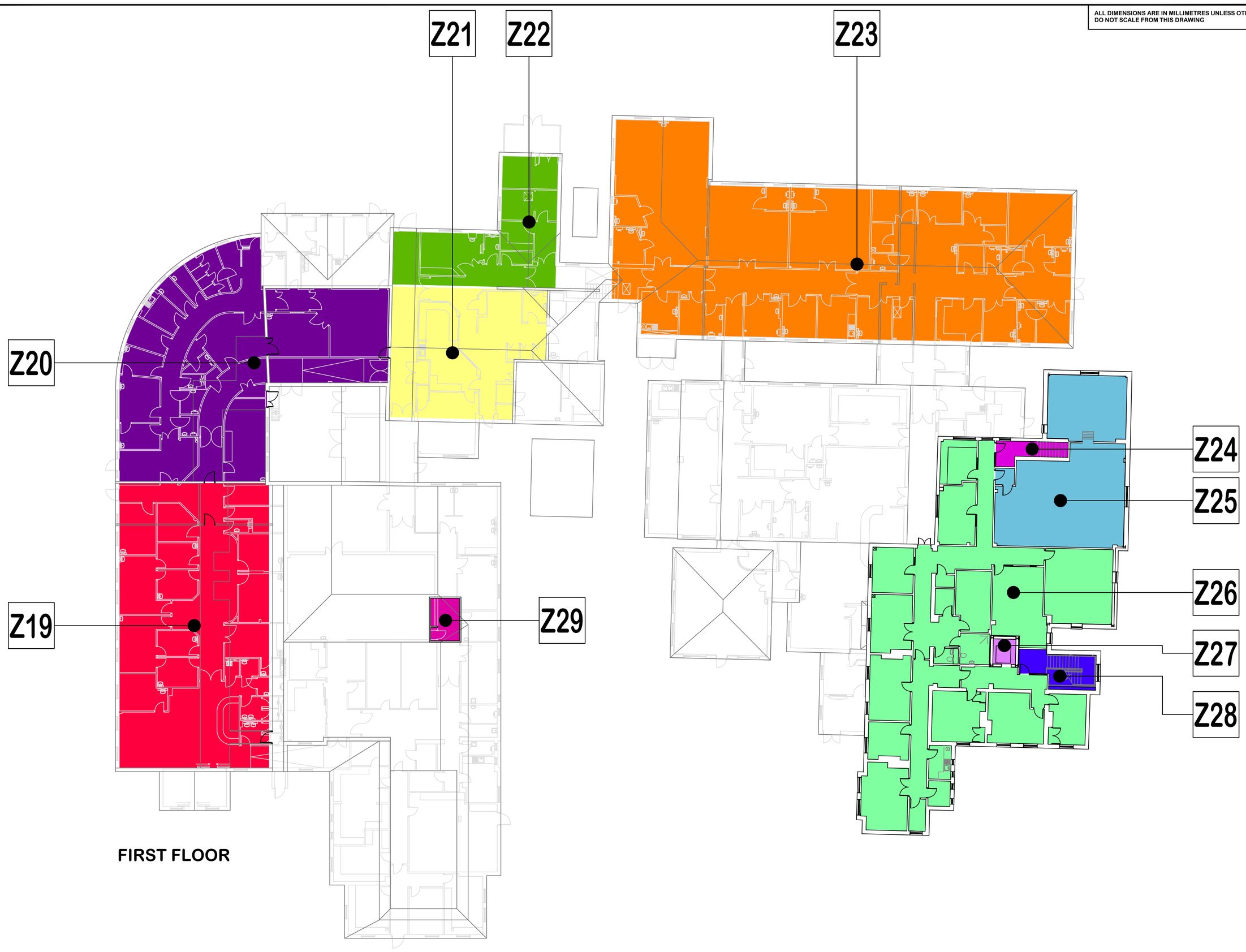

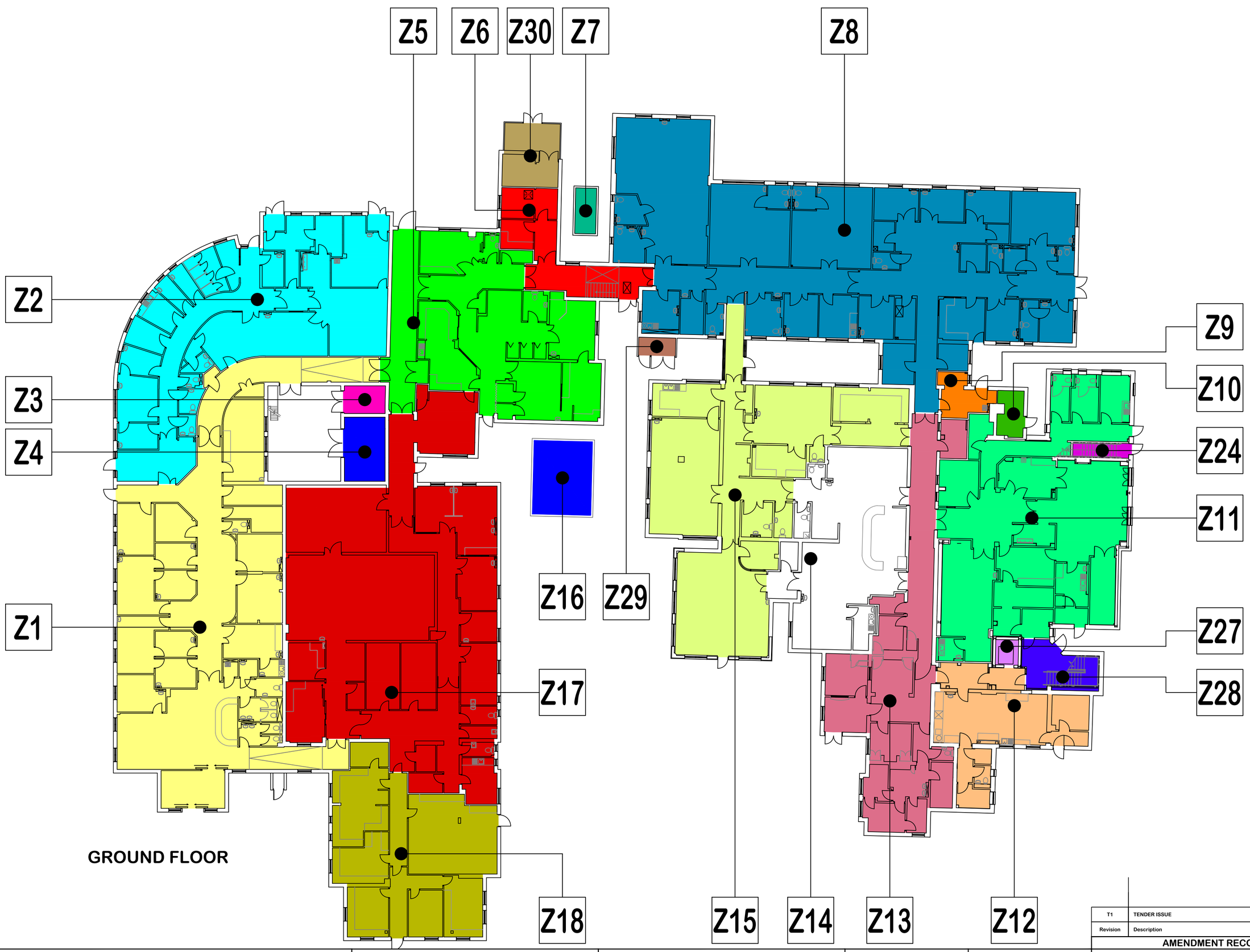

Revision	Description	Date	Checked
T1	TENDER ISSUE	FEB 18	ISW

AMENDMENT RECORD

LIFE SAFETY SYSTEMS
DESIGN & DRAFTING SERVICES

4 HERMITAGE CLOSE
THREE LEGGED CROSS
WIMBORNE
DORSET
BH21 6QA
Tel: 07835 742300
Email: autocad_drawings@btinternet.com

Project:
Victoria Hospital
Victoria Road
Wimborne
Dorset
BH21 1ER

Title:
Fire Alarm Upgrade / Replacement
Fire Detection Zoning
GROUND & FIRST FLOORS

Drawn By: ISW	Date: FEB 18
Checked By:	Date:
Scale @ A1: 1:200	Date: FEB 18

© This drawing and/or design is the property of 'LIFE SAFETY SYSTEMS' and shall not be reproduced or copied in the whole or part in any way or conveyed to a third party without the owners written permission.

Drawing Number:
SAMPLE/2018/02/FA200

Revision: T1

ALL DIMENSIONS ARE IN MILLIMETRES UNLESS OTHERWISE STATED
DO NOT SCALE FROM THIS DRAWING

A1

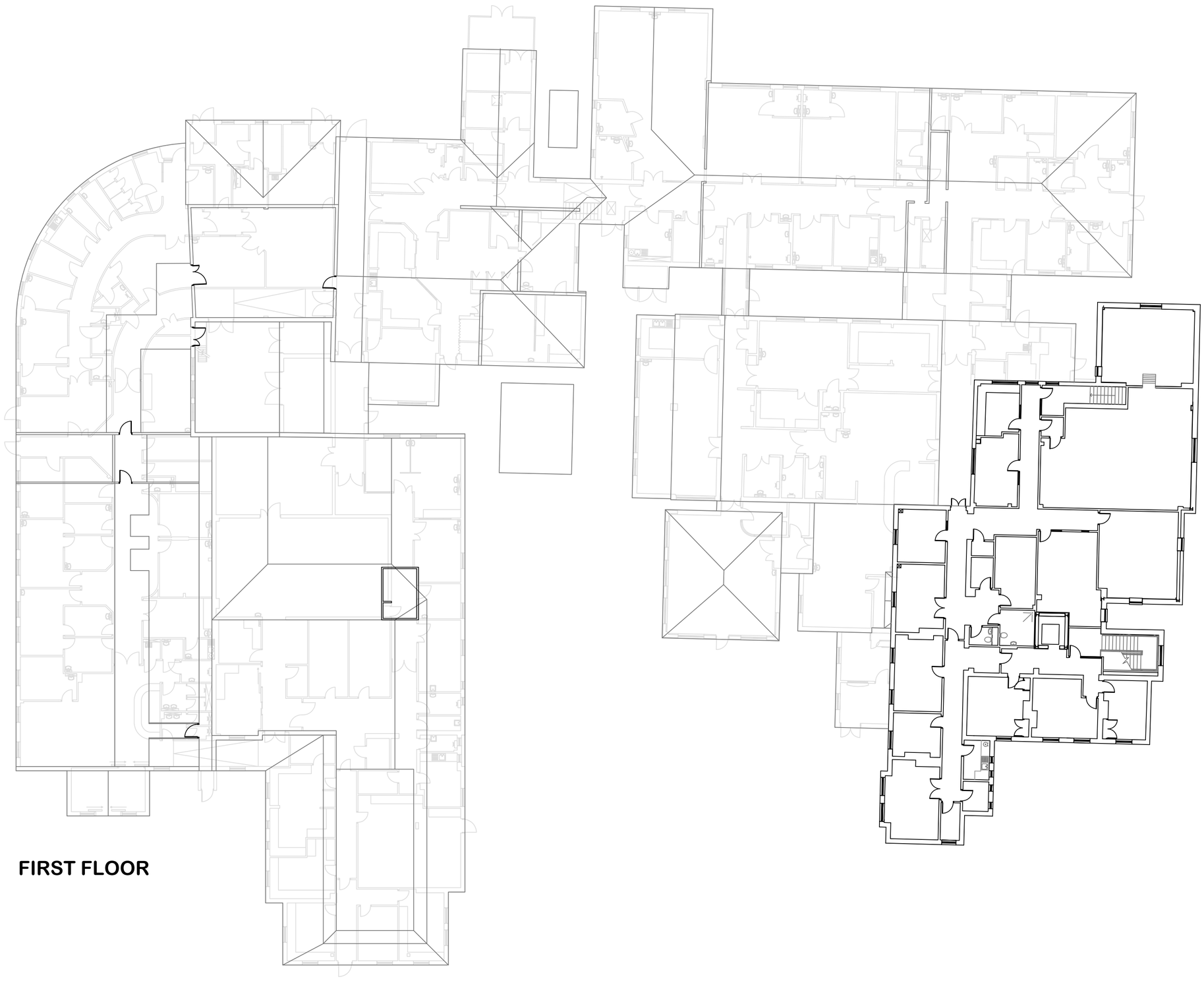

FIRST FLOOR

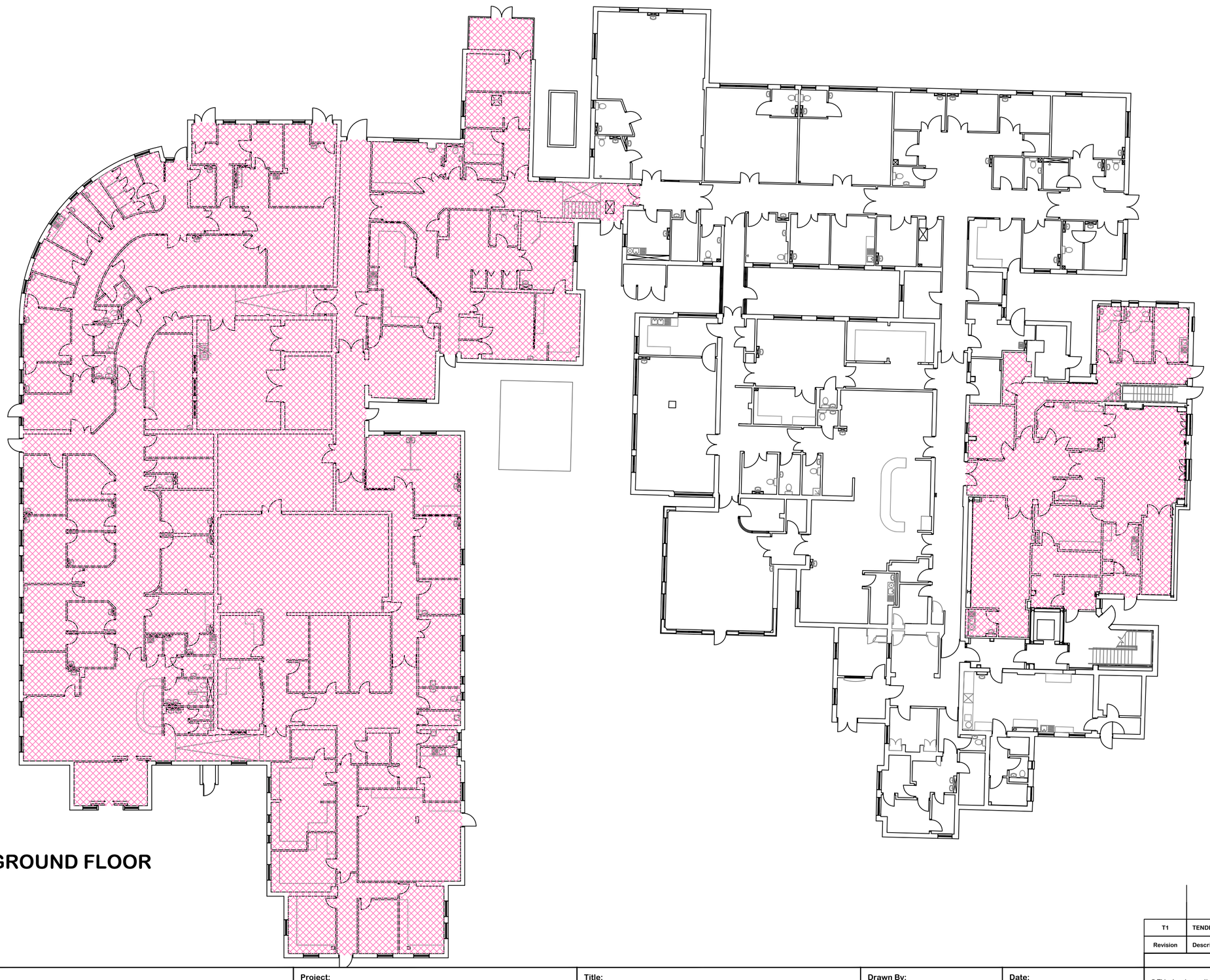

GROUND FLOOR

Revision	Description	Date	Checked
T1	TENDER ISSUE	FEB 18	ISW

AMENDMENT RECORD

© This drawing and/or design is the property of 'LIFE SAFETY SYSTEMS' and shall not be reproduced or copied in the whole or part in any way or conveyed to a third party without the owners written permission.

LIFE SAFETY SYSTEMS
DESIGN & DRAFTING SERVICES

4 HERMITAGE CLOSE
THREE LEGGED CROSS
WIMBORNE
DORSET
BH21 6QA
Tel: 07835 742300
Email: autocad_drawings@btinternet.com

Project:
Victoria Hospital
Victoria Road
Wimborne
Dorset
BH21 1ER

Title:
Fire Alarm Upgrade / Replacement
Areas requring "Out of Hours" working
GROUND & FIRST FLOORS

Drawn By: ISW	Date: FEB 18
Checked By:	Date:
Scale @ A1: 1:200	Date: FEB 18

Drawing Number:
SAMPLE/2018/02/FA300

Revision: T!

ALL DIMENSIONS ARE IN MILLIMETRES UNLESS OTHERWISE STATED
DO NOT SCALE FROM THIS DRAWING

A0

FIRE LEGEND

- SDI — SMOKE DETECTOR IONISATION.
- SDO — SMOKE DETECTOR OPTICAL.
- SD — SMOKE DETECTOR.
- HD — HEAT DETECTOR.
- SHD — OPTICAL SMOKE & HEAT DETECTOR.
- MANUAL BREAK GLASS CALL POINT.
- FIRE ALARM SOUNDER UNIT.
- FIRE ALARM BEACON.
- FAP — FIRE ALARM PANEL.
- RP — FIRE ALARM REPEATER PANEL.
- I — LED INDICATOR.
- MAGNETIC DOOR CONTACT.
- PUSH TO RELEASE BUTTON.

NOTES:

THE EQUIPMENT AS DEPICTED HAS BEEN EXTRAPOLATED FROM THE EXISTING AVAILABLE SITE RECORDS, WHICH HAVE NOT BEEN VERIFIED. CONSEQUENTLY THE QUANTITIES AND TYPES AS SHOWN CANNOT BE GUARANTEED AS BEING COMPLETELY ACCURATE OR UP TO DATE.

LIFE SAFETY SYSTEMS
DESIGN & DRAFTING SERVICES

4 HERMITAGE CLOSE
THREE LEGGED CROSS
WIMBORNE
DORSET
BH21 6QA
Tel: 07835 742300
Email: autocad_drawings@btinternet.com

Revision	Description	Date	Checked
T1	TENDER ISSUE	FEB 18	ISW

AMENDMENT RECORD

Project:
Victoria Hospital
Victoria Road
Wimborne
Dorset
BH21 1ER

Title:
Fire Alarm Upgrade / Replacement
Existing Equipment (to be removed)
GROUND FLOOR

Drawn By: ISW	Date: FEB 18
Checked By:	Date:
Scale @ A0: 1:100	Date: FEB 18

© This drawing and/or design is the property of 'LIFE SAFETY SYSTEMS' and shall not be reproduced or transmitted in whole or part in any way or conveyed to a third party without the owners written permission.

Drawing Number: SAMPLE/2018/02/FA400

Revision: T!

ALL DIMENSIONS ARE IN MILLIMETRES UNLESS OTHERWISE STATED
DO NOT SCALE FROM THIS DRAWING

A0

FIRE LEGEND

- SDI — SMOKE DETECTOR IONISATION.
- SDO — SMOKE DETECTOR OPTICAL.
- SD — SMOKE DETECTOR.
- HD — HEAT DETECTOR.
- SHD — OPTICAL SMOKE & HEAT DETECTOR.
- MANUAL BREAK GLASS CALL POINT.
- FIRE ALARM SOUNDER UNIT.
- FIRE ALARM BEACON.
- FAP — FIRE ALARM PANEL.
- RP — FIRE ALARM REPEATER PANEL.
- I — LED INDICATOR.
- MAGNETIC DOOR CONTACT.
- PUSH TO RELEASE BUTTON.

NOTES:

THE EQUIPMENT AS DEPICTED HAS BEEN EXTRAPOLATED FROM THE EXISTING AVAILABLE SITE RECORDS, WHICH HAVE NOT BEEN VERIFIED. CONSEQUENTLY THE QUANTITIES AND TYPES AS SHOWN CANNOT BE GUARANTEED AS BEING COMPLETELY ACCURATE OR UP TO DATE.

LIFE SAFETY SYSTEMS
DESIGN & DRAFTING SERVICES

4 HERMITAGE CLOSE
THREE LEGGED CROSS
WIMBORNE
DORSET
BH21 6QA
Tel: 07835 742300
Email: autocad_drawings@btinternet.com

Revision	Description	Date	Checked
T1	TENDER ISSUE	FEB 18	ISW

AMENDMENT RECORD

Project:
Victoria Hospital
Victoria Road
Wimborne
Dorset
BH21 1ER

Title:
Fire Alarm Upgrade / Replacement
Existing Equipment (to be removed)
FIRST FLOOR

Drawn By: ISW	Date: FEB 18
Checked By:	Date:
Scale @ A0: 1:100	Date: FEB 18

© This drawing and/or design is the property of 'LIFE SAFETY SYSTEMS' and shall not be reproduced or copied in the whole or part in any way or conveyed to a third party without the owners written permission.

Drawing Number: SAMPLE/2018/02/FA410

Revision: T!