

- CALLPOINT
- IONISATION SMOKE DETECTOR
- SMOKE DETECTOR
- FLAME DETECTOR DETECTOR
- CARBON DIOXIDE DETECTOR
- GAS DETECTOR
- HEAT DETECTOR
- COMBINED SMOKE DETECTOR/SOUNDER
- COMBINED HEAT DETECTOR/SOUNDER
- COMBINED SMOKE DETECTOR/SOUNDER/BEACON
- COMBINED HEAT DETECTOR/SOUNDER/BEACON
- COMBINED SMOKE DETECTOR/BEACON
- COMBINED HEAT DETECTOR/BEACON
- ALARM BELL
- ELECTRONIC SOUNDER
- ELECTRONIC SOUNDER WP = WEATHER PROOF
- COMBINED SMOKE DETECTOR/SOUNDER WITH LINE ISOLATOR
- FLASHING BEACON CEILING MOUNTED
- FLASHING BEACON WALL MOUNTED
- COMBINED BEACON/SOUNDER CEILING MOUNTED
- COMBINED BEACON/SOUNDER WALL MOUNTED
- L.E.D REMOTE INDICATOR
- KEY SWITCH (INTERFACE)
- LINE ISOLATOR
- CABLING JUNCTION BOX
- TEE BREAKER
- RELAY INTERFACE MODULE
- CONTACT INPUT MODULE
- DETECTOR INPUT MODULE
- SOUNDER NOTIFICATION MODULE
- SOUNDER CIRCUIT END OF LINE RESISTOR
- BEAM SMOKE DETECTOR AND ANALYSER
- BEAM REFLECTOR
- BEAM SMOKE DETECTOR TRANSMITTER
- BEAM SMOKE DETECTOR RECEIVER & ANALYSER
- 24v POWER SUPPLY UNIT
- MAIN FIRE CONTROL PANEL
- FIRE CONTROL REPEATER PANEL
- FIRE CONTROL MIMIC INDICATOR PANEL
- ELECTRICAL DISTRIBUTION BOARD
- HSSD
- HIGH SENSITIVITY SMOKE DETECTION CONTROL UNIT (VESDA)

New Equipment
Existing Equipment to Remain

NOTES:



4 HERMITAGE CLOSE
THREE LEGGED CROSS
WIMBORNE
DORSET
BH21 6QA
Tel: 07835 742300
Email: autocad_drawings@btinternet.com

Revision	Description	Date	Checked
R1	AS FITTED DRAWING	SEP 17	ISW
T1	TENDER ISSUE	MAY 17	ISW
AMENDMENT RECORD			

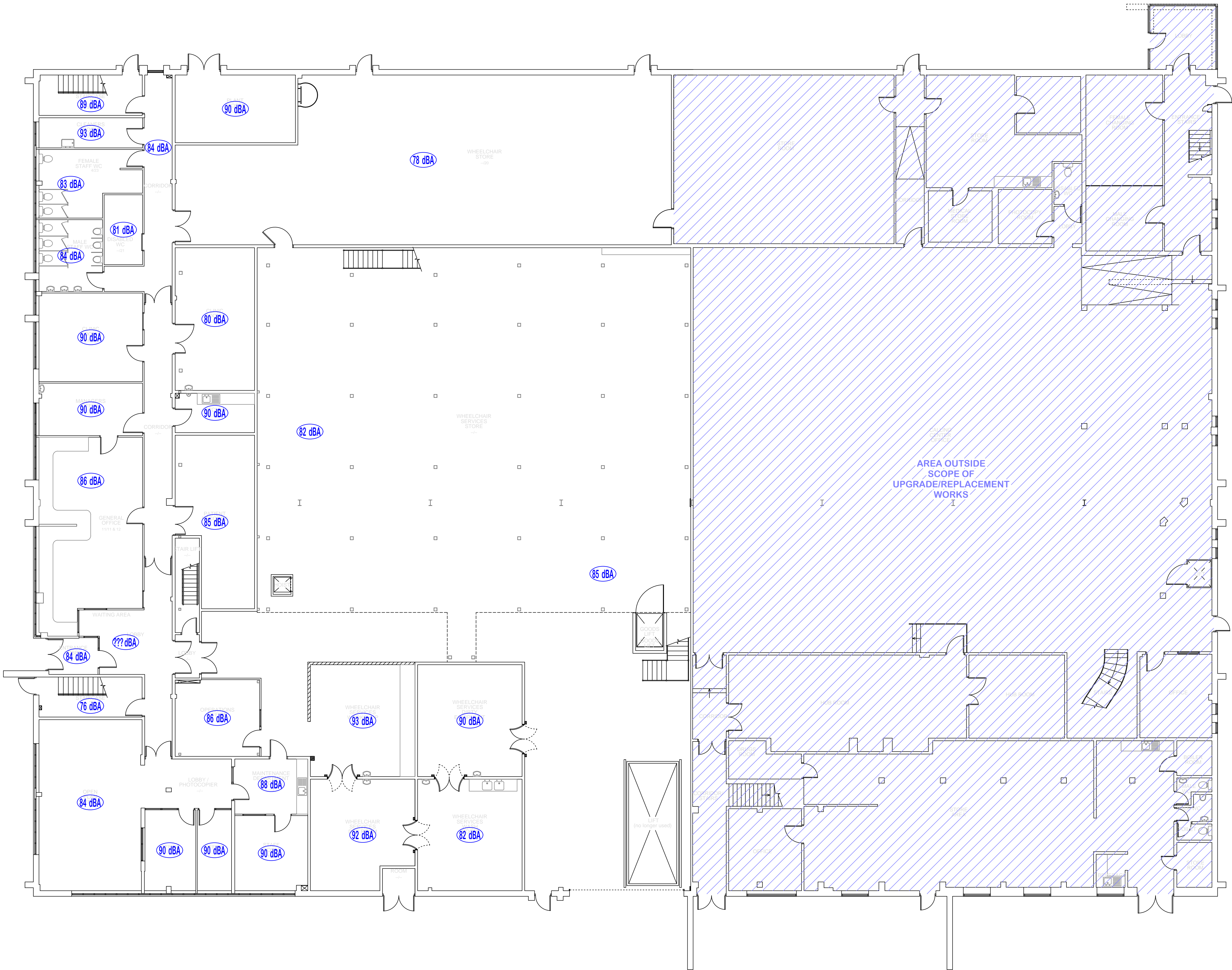
Project:
The Acorns Building
Ringwood Road
St. Leonards
Nr. Ringwood
Hampshire
BH24 2RR

Title:
Fire Alarm Upgrade
GROUND FLOOR

Drawn By:
ISW
Checked By:
Scale @ A1:
1:100

Date:
MAY 17
Date:
MAY 17


© This drawing and/or design is the property of 'LIFE SAFETY SYSTEMS' and shall not be reproduced or copied in the whole or part in any way or conveyed to a third party without the owners written permission.
Drawing Number:
SAMPLE/2017/05/FA100
Revision: T1 R1



- CALLPOINT
- ① IONISATION SMOKE DETECTOR
- SMOKE DETECTOR
- FLAME DETECTOR DETECTOR
- CARBON DIOXIDE DETECTOR
- GAS DETECTOR
- HEAT DETECTOR
- COMBINED SMOKE DETECTOR/SOUNDER
- COMBINED HEAT DETECTOR/SOUNDER
- COMBINED SMOKE DETECTOR/SOUNDER/BEACON
- COMBINED HEAT DETECTOR/SOUNDER/BEACON
- COMBINED SMOKE DETECTOR/BEACON
- COMBINED HEAT DETECTOR/BEACON
- ⤴ ALARM BELL
- ELECTRONIC SOUNDER
- WP ELECTRONIC SOUNDER WP = WEATHER PROOF
- COMBINED SMOKE DETECTOR/SOUNDER WITH LINE ISOLATOR
- ⚡ FLASHING BEACON CEILING MOUNTED
- ⚡ FLASHING BEACON WALL MOUNTED
- ⚡ COMBINED BEACON/SOUNDER CEILING MOUNTED
- ⚡ COMBINED BEACON/SOUNDER WALL MOUNTED
- ☑ L.E.D REMOTE INDICATOR
- [K] KEY SWITCH (INTERFACE)
- [LI] LINE ISOLATOR
- [JB] CABLING JUNCTION BOX
- [TEE] TEE BREAKER
- [RIM] RELAY INTERFACE MODULE
- [CIM] CONTACT INPUT MODULE
- [DIM] DETECTOR INPUT MODULE
- [SNM] SOUNDER NOTIFICATION MODULE
- [EOL] SOUNDER CIRCUIT END OF LINE RESISTOR
- BEAM SMOKE DETECTOR AND ANALYSER
- BEAM REFLECTOR
- TX BEAM SMOKE DETECTOR TRANSMITTER
- RX BEAM SMOKE DETECTOR RECEIVER & ANALYSER
- [PSU] 24v POWER SUPPLY UNIT
- MAIN FIRE CONTROL PANEL
- R FIRE CONTROL REPEATER PANEL
- M FIRE CONTROL MIMIC INDICATOR PANEL
- ELECTRICAL DISTRIBUTION BOARD
- HSSD HIGH SENSITIVITY SMOKE DETECTION CONTROL UNIT (VESDA)

New Equipment
Existing Equipment to Remain

NOTES:



LIFE SAFETY SYSTEMS
DESIGN & DRAFTING SERVICES

4 HERMITAGE CLOSE
THREE LEGGED CROSS
WIMBORNE
DORSET
BH21 6QA
Tel: 07835 742300
Email: autocad_drawings@btinternet.com

Revision	Description	Date	Checked
R1	AS FITTED DRAWING	SEP 17	ISW
T1	TENDER ISSUE	MAY 17	ISW
AMENDMENT RECORD			

Project:
**The Acorns Building
Ringwood Road
St. Leonards
Nr. Ringwood
Hampshire
BH24 2RR**

Title:
**Fire Alarm Upgrade - Audibility Levels
GROUND FLOOR**

Drawn By:
ISW

Checked By:

Scale @ A1:
1:100

Date:
MAY 17

Date:

Date:
MAY 17

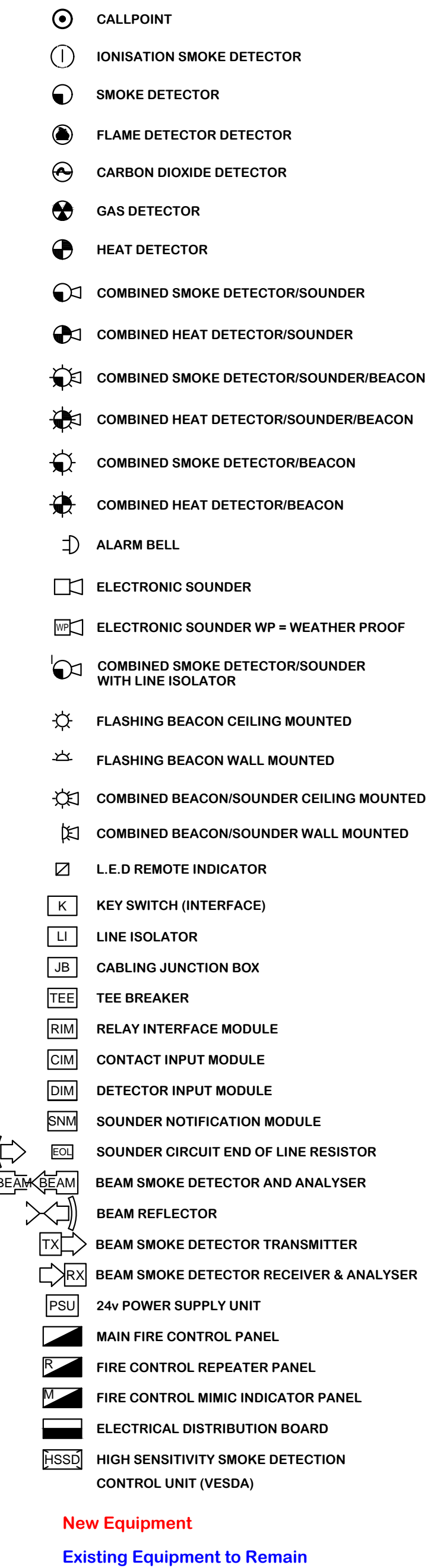
© This drawing and/or design is the property of 'LIFE SAFETY SYSTEMS' and shall not be reproduced or copied in the whole or part in any way or conveyed to a third party without the owners written permission.

Drawing Number:
SAMPLE/2017/05/FA101

Revision: T1 R1



Revision:	T1	R1					
-----------	----	----	--	--	--	--	--

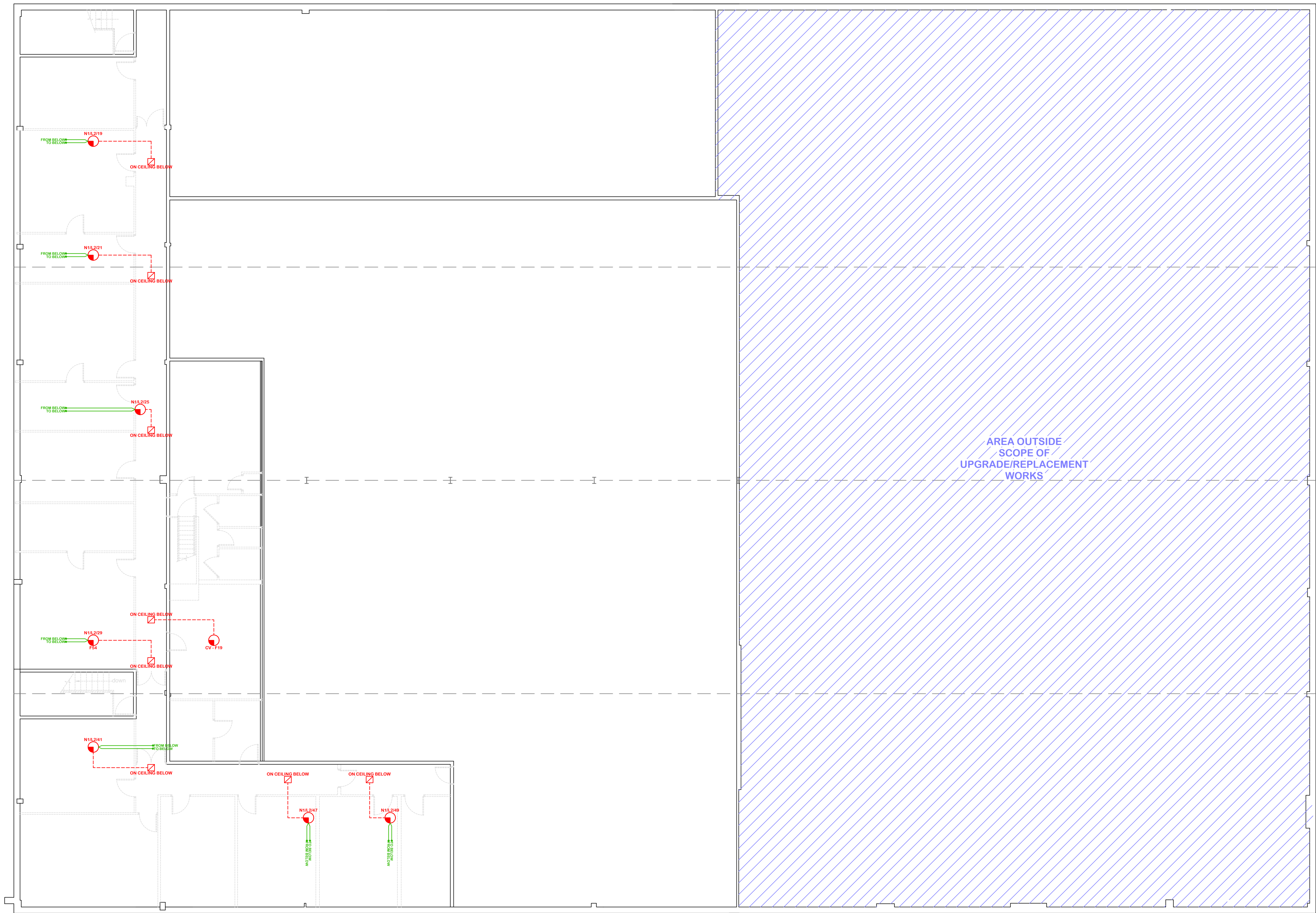


© This drawing and/or design is the property of 'LIFE SAFETY SYSTEMS' and shall not be reproduced or copied in the whole or part in any way or conveyed to a third party without the owners written permission.

Revision:	T1	R1						
-----------	----	----	--	--	--	--	--	--

Date: **MAY 17**

R1	AS FITTED DRAWING	SEP 17	ISW
T1	TENDER ISSUE	MAY 17	ISW
Revision	Description	Date	Checked
AMENDMENT RECORD			



- CALLPOINT
- IONISATION SMOKE DETECTOR
- SMOKE DETECTOR
- FLAME DETECTOR DETECTOR
- CARBON DIOXIDE DETECTOR
- GAS DETECTOR
- HEAT DETECTOR
- COMBINED SMOKE DETECTOR/SOUNDER
- COMBINED HEAT DETECTOR/SOUNDER
- COMBINED SMOKE DETECTOR/SOUNDER/BEACON
- COMBINED HEAT DETECTOR/SOUNDER/BEACON
- COMBINED SMOKE DETECTOR/BEACON
- COMBINED HEAT DETECTOR/BEACON
- ALARM BELL
- ELECTRONIC SOUNDER
- ELECTRONIC SOUNDER WP = WEATHER PROOF
- COMBINED SMOKE DETECTOR/SOUNDER WITH LINE ISOLATOR
- FLASHING BEACON CEILING MOUNTED
- FLASHING BEACON WALL MOUNTED
- COMBINED BEACON/SOUNDER CEILING MOUNTED
- COMBINED BEACON/SOUNDER WALL MOUNTED
- L.E.D REMOTE INDICATOR
- KEY SWITCH (INTERFACE)
- LINE ISOLATOR
- CABLING JUNCTION BOX
- TEE BREAKER
- RELAY INTERFACE MODULE
- CONTACT INPUT MODULE
- DETECTOR INPUT MODULE
- SOUNDER NOTIFICATION MODULE
- SOUNDER CIRCUIT END OF LINE RESISTOR
- BEAM SMOKE DETECTOR AND ANALYSER
- BEAM REFLECTOR
- BEAM SMOKE DETECTOR TRANSMITTER
- BEAM SMOKE DETECTOR RECEIVER & ANALYSER
- 24v POWER SUPPLY UNIT
- MAIN FIRE CONTROL PANEL
- FIRE CONTROL REPEATER PANEL
- FIRE CONTROL MIMIC INDICATOR PANEL
- ELECTRICAL DISTRIBUTION BOARD
- HIGH SENSITIVITY SMOKE DETECTION CONTROL UNIT (VESDA)

New Equipment
Existing Equipment to Remain

NOTES:



4 HERMITAGE CLOSE
THREE LEGGED CROSS
WIMBORNE
DORSET
BH21 6QA
Tel: 07835 742300
Email: autocad_drawings@btinternet.com

Revision	Description	Date	Checked
R1	AS FITTED DRAWING	SEP 17	ISW
T1	TENDER ISSUE	MAY 17	ISW
AMENDMENT RECORD			

Project:
The Acorns Building
Ringwood Road
St. Leonards
Nr. Ringwood
Hampshire
BH24 2RR

Title:
Fire Alarm Upgrade
CEILING VOID

Drawn By:
ISW

Date:
MAY 17

Checked By:

Date:

Scale @ A1:
1:100

Date:
MAY 17

© This drawing and/or design is the property of 'LIFE SAFETY SYSTEMS' and shall not be reproduced or copied in the whole or part in any way or conveyed to a third party without the owners written permission.									
Drawing Number: SAMPLE/2017/05/FA120									
Revision:	T1	R1							